

► Premium Colour Change

Premium Colour Change with FLITE Technology®

Premium Colour Change is a 3 to 3.3 mil (76 - 84 microns) premium repositionable cast film with FLITE Technology®, designed for full and partial vehicle wraps. The soft film provides excellent conformability and is guaranteed to stay down in deep channels, curves and recesses. Premium Colour Change features an invisible air channel liner that offers fast, bubble-free installation and a smooth finished appearance. FLITE Technology® ensures an easy installation and clean removal. All gloss rolls will have a protective film layer to maintain excellent gloss levels. Premium Colour Changes is rated for an outdoor durability of up to 10 years. For additional details, please see Arlon's Warranty, which is available at https://www.arlon.com/eu_en/support/warranties.

APPLICATIONS & FEATURES

- Protective film on gloss colours offering the highest gloss levels in the market
- Excellent repositionability and softness for fast and easy installation
- Invisible air channel liner for a super smooth finish
- Guaranteed to stay down in deep channels, curves and recesses
- Available in Gloss, Satin and Matte finishes

PERFORMANCE & PHYSICAL DATA

PROPERTY	TEST METHODS	TYPICAL VALUE	
SURFACE FINISH	Gloss Meter 60° Reflection	> 80 Gloss Units (Gloss) 10 to 60 Gloss Units (Satin) < 10 Gloss Units (Matte)	
THICKNESS	Micrometer, Federal Bench Type	3-3.3 mil (76-84 microns) See below table for colour specific thickness	
TENSILE STRENGTH	Tensile Tester with 2-in (51 mm) jaw separation; crosshead speed of 12 in/min (5.1 mm/s), web direction	≥ 8 lb/in	1.43 kg/cm
ELONGATION	Instron Tensile Tester as above	Non-Metallics	≥ 150 %
		Metallics	≥ 100 %
SHELF LIFE	Ideal Storage Temperature 21°C (70°F) and 50% relative humidity	2 years from factory shipment	
APPLICATION TEMPERATURE RANGE	On clean, dry substrate	50°F to 100°F	10°C to 38°C
SERVICE TEMPERATURE RANGE	On clean, dry substrate	-40°F to 176°F	-40°C to 80°C
DIMENSIONAL STABILITY	70°C (158°F), 48 hours aging	≤ 0.010 in	≤ 0.25 mm

NOTE: Recommended post-heat surface temperature of vinyl installed: 95°C to 105°C (203°F to 221°F). Standard Terms & Conditions Apply.

USA

a 200 Boysenberry Lane, Placentia, CA 92870
p 800 232 7161 / +1 714 985 6300
f +1 714 985 6305

EUROPE

a Dr. Lelykade 22B, 2583CM Den Haag, The Netherlands
p +31 70 354 4311
f +31 70 355 7721

CHINA

a No. 1989 Xinchang Road, Weifang, Shandong, 262400
p +86 0536 6226568

FILM THICKNESS

All colours are a 3 mil (76 microns), except colours listed below are 3.3 mil (84 microns):

402 Gloss White, 405 Gloss Pearl White, 411 Gloss Silver Metallic.

OPTIMUM PERFORMANCE

Actual weathering durability depends on surface preparation, surface maintenance and exposure conditions. Successful weather resistance is characterized by the retention of legibility. Premium Colour Change will resist weathering best when applied to vertical or upper outboard angles rather than horizontal surfaces due to the nature of less UV exposure and moisture, as well as other contaminants. Use heat and/or chemicals when removing graphics from vehicle (see Installer Handbook by visiting https://www.arlon.com/eu_en/products/pcc-eu-en/support).

Some colours may have directional characteristics. Always apply the film in the same direction as it was cut from the roll.

Rolls may have a slight color variation between batches. Arlon recommends to use one roll per vehicle. If more than one roll is required, only use rolls from the same production batch.

STORAGE AND MAINTENANCE

Storing vinyl graphics in covered areas will help prolong the life of the vinyl by limiting its exposure to damaging elements such as sunlight and rain. Protecting a wrapped car in the garage can keep it sheltered from all types of weather and harmful pollution, both of which could wear out the horizontal surfaces of the car and cause damage to the paint underneath. Vinyl that starts to brown or show discoloration has been negatively affected by acidic pollutants and if not immediately removed could stain the paint. Taking extra steps to keep the vinyl covered when not in use will help extend the life of the vinyl and keep the car looking as good as it did when it was first wrapped.

TERMS & CONDITIONS

The following is made in lieu of all warranties expressed or implied:


All orders and purchases made in connection with this document are governed and limited by Arlon's Standard Terms and Conditions, which are incorporated in full by this reference and are available at <http://www.arlon.com/terms-and-conditions> or in hardcopy by request.

January 2021 - EMEA

USA


 200 Boysenberry Lane, Placentia, CA 92870


 800 232 7161 / +1 714 985 6300

 +1 714 985 6305

EUROPE

 Dr. Lelykade 22B, 2583CM Den Haag, The Netherlands

 +31 70 354 4311

 +31 70 355 7721

CHINA

 No. 1989 Xinchang Road, Weifang, Shandong, 262400

 +86 0536 6226568